



PUKEKOHE HIGH SCHOOL

NCEA Information evening
2025



Why are you here?

To understand how we @ PHS structure NCEA

To understand the basics of NCEA

To understand standards, assessments and endorsements

To understand next steps and your part in this



Senior options @ PHS

Math, English and Science - compulsory for Year 11's

No compulsory subjects Year 12

Year 11 – choose 3 options (6 subjects)

In Year 12 – choose 6 subjects or Pathways

In Year 13 - choose 5 subjects



Common Terms

NZQF

NZQA

NCEA

RoA

NSN

NCEA basics

National Certificate of Educational Achievement

Levels



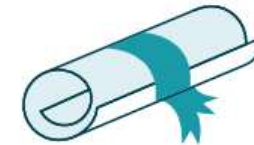
NCEA Level 1

shows you have skills and knowledge that you can build on.



NCEA Level 2

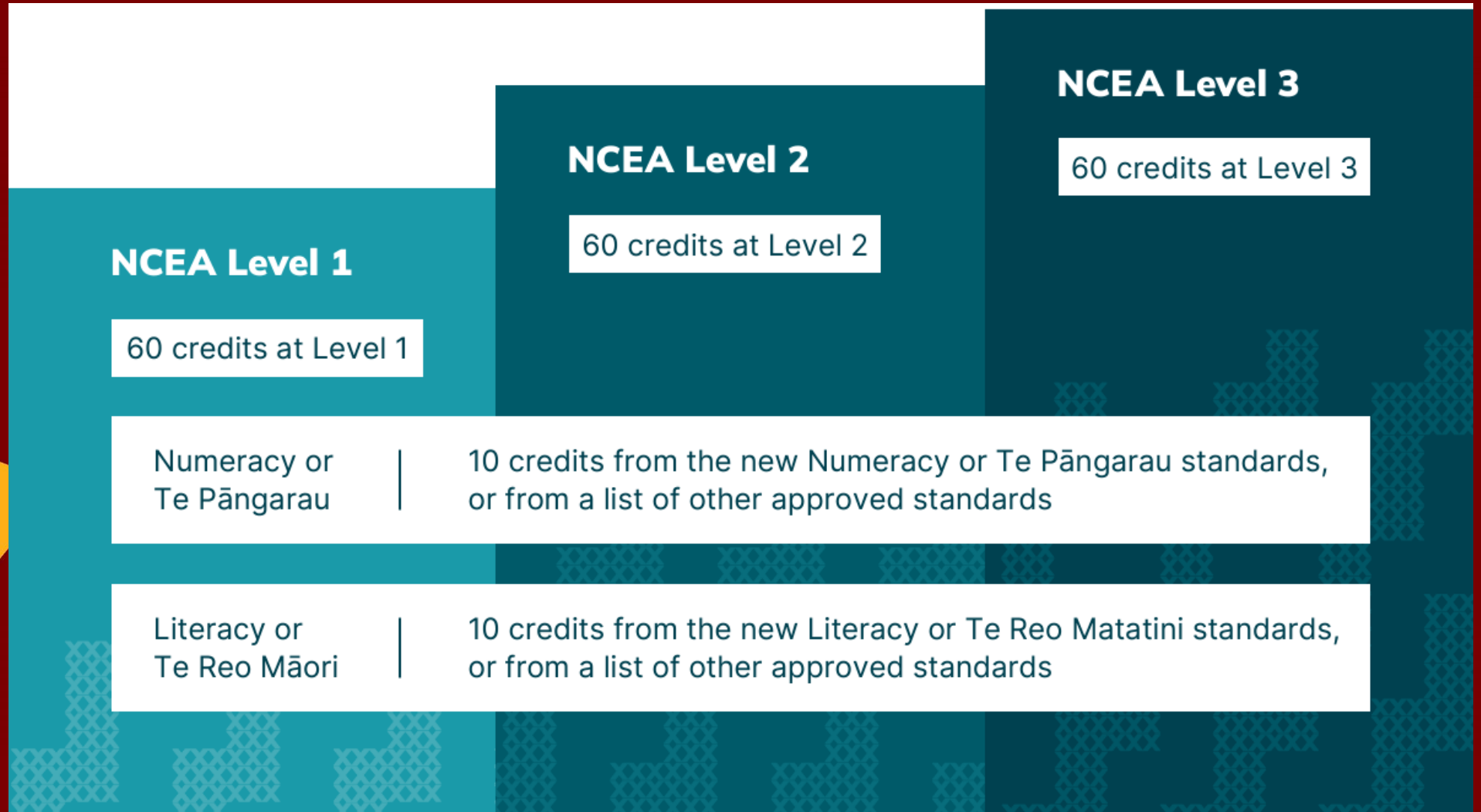
is the minimum qualification you will need for some jobs and tertiary programmes.



NCEA Level 3

is needed for entry to university, along with University Entrance.

NCEA basics - structure





Certificate Endorsements

Level 1, 2, or 3 Certificate Endorsement

50 credits at either Merit or Excellence Level

Subject Endorsement

A stylized yellow leaf graphic is positioned on the left side of the slide, extending from the bottom towards the top. It consists of a central stem with three leaves branching out to the right.

NCEA basics – gaining credits

Tests or assignments

All or nothing

Achieved, Merit, Excellence or Not Achieved


Standards and credits

Achievement Standards

Unit Standards

Credits offered differ

School point





The image shows a login page for Pukekohe High School. At the top, there is a dark blue header with the school's crest and name. Below the header, the text "SIGN IN" is prominently displayed. Underneath, a prompt asks the user to choose their account type. Three buttons are provided: "Parents or Caregivers" (with a family icon), "Student" (with a person icon), and "School Staff" (with a person icon). A link for "Former Students Login Here" is located below the buttons. At the bottom, there are links for "Not my school" and "Sign in Help".


PUKEKOHE
HIGH SCHOOL

SIGN IN

Please choose your account type

 Parents or Caregivers

 Student

 School Staff

[Former Students Login Here](#)

[X Not my school](#) [Sign in Help](#)



Internal Achievement Standards

Completed during the year

Moderation

Some reassessments available

Resubmissions



Internal Achievement Standards cont.

Authenticity

The grade gained is the final grade

Results are published to NZQA and to KAMAR

Return of exam scripts

A stylized yellow leaf graphic is positioned on the left side of the slide, extending from the top to the bottom. It consists of a central stem with three large, pointed leaves branching out to the right.

Internal Unit Standards

Offered in certain subjects

Achieved or Not Achieved

External providers

Results on NZQA and KAMAR



External Achievement Standards

Taught in class

CAA's – late May and Sept

Grading examinations

Numeracy - 32406, Apply mathematics and statistics in a range of everyday situations

All Outcomes

Outcome	No Evidence	Minimal Evidence	Weak Evidence	Sufficient Evidence	Strong Evidence
Formulate mathematical and statistical approaches to solving problems in a range of everyday situations.			✓		
Use mathematics and statistics to meet the numeracy demands of a range of everyday situations.				✓	
Explain mathematical and statistical responses to situations.			✓		

Result: **Not achieved**



School Grading Examinations

Levels 2, and 3

NCEA examination conditions

Study leave

Credit Summary Report



NCEA / External Examinations

Level 1, 2, 3, and Scholarship

Study Hub week 4 Term 4

NCEA exams start week 5 Term 4

NZQA supervise and mark

Results available online mid-January



Externals for Art

Levels 1 = two externals

Level 2 = 1 external 12 credits (Marked at school)

Level 3 = 14 credits (Externally marked)

Results mid-January



Scholarship – usually Year 13

3% of students in NZ gain Scholarship

Separate exam

Recognition and monetary

**Critical thinking, abstraction, generalisation, skill,
integration, synthesis, knowledge, understanding
and ideas**

A stylized yellow leaf graphic with three leaves and a stem, positioned on the left side of the slide.

Scholarship – continued

Scholarship exams

Information on [NZQA website](#)

Students talk to teachers

Tutorials



Scholarship – continued

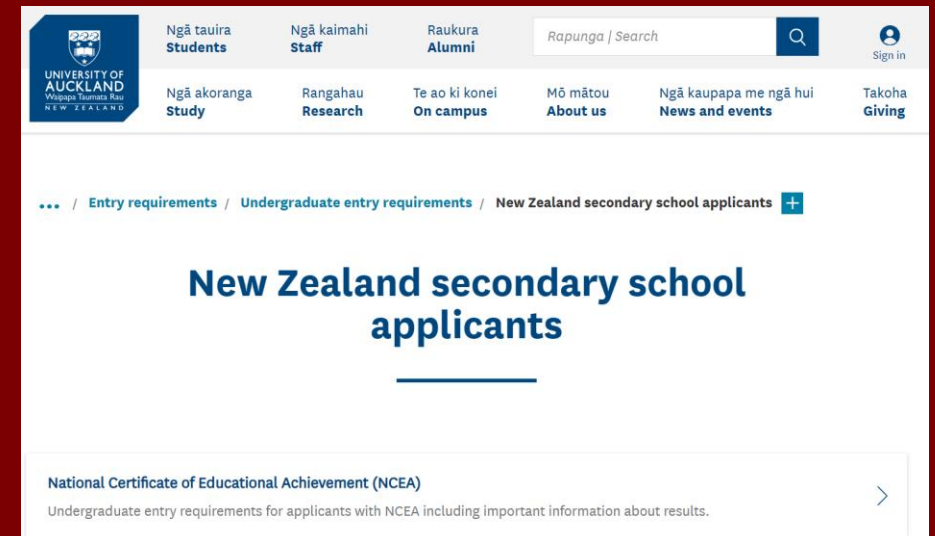
**Jing Ning Chua,
Matthew Moffit,
Kohen Alley,
Bryn Giddens,
Anyi Liu,
Shaurya Pokhriyal**

University Entrance

UE Literacy – 10 credits at Level 2

UE Numeracy - 10 credits at Level 1

**Three subjects at Level 3 in
three approved subjects**





Special Assessment Conditions (SAC)

Students are identified on enrolment

Testing in year 10 and conditions for 10 CAA's

Applications made by the school

Conditions for year 11, 12 and 13



Special Assessment Conditions (SAC)

Students can choose conditions

Reader/writer

Mrs Esther Williams, Kaihautuu Learning Support or

Ms Maria Ward, SENCO administrator.



Assessment Policy and Procedures

Due dates

Illness/family distress/school trips

Legitimate excuses

Authenticity

Pathways – Careers and Gateway

Preparing Students for the Future

Mrs Jane Jolly & Mrs Sam Kelsall

careers@pukekohehigh.school.nz

Franklin Schools Career Expo



The poster for the Franklin Schools' Career Expo features a black background with white and red chevron patterns on the left and right sides. The title 'Franklin Schools' Career Expo' is prominently displayed in white. Below the title, it states 'Over 65 tertiary providers and local businesses'. A list of activities with checkmarks includes 'Explore further study', 'Training options', 'Apprenticeships', and 'Work opportunities'. It is described as 'A Community Event' that is 'All Welcome' and 'Proudly supported by Franklin Local Board Auckland Council'. Social media information for Facebook is provided, along with the venue 'PIA Events Centre' and the date and time 'Thursday 20th March, 2025, 5:30pm - 7:30pm'.

Franklin Schools' Career Expo

Over 65 tertiary providers and local businesses

- ☒ Explore further study
- ☒ Training options
- ☒ Apprenticeships
- ☒ Work opportunities

A Community Event
All Welcome
Proudly supported by
Franklin Local Board
Auckland Council

Find us on **facebook** > @franklinschoolscareerexpo

PIA Events Centre
Ward Street, Pukekohe
Thursday 20th March, 2025
5:30pm - 7:30pm



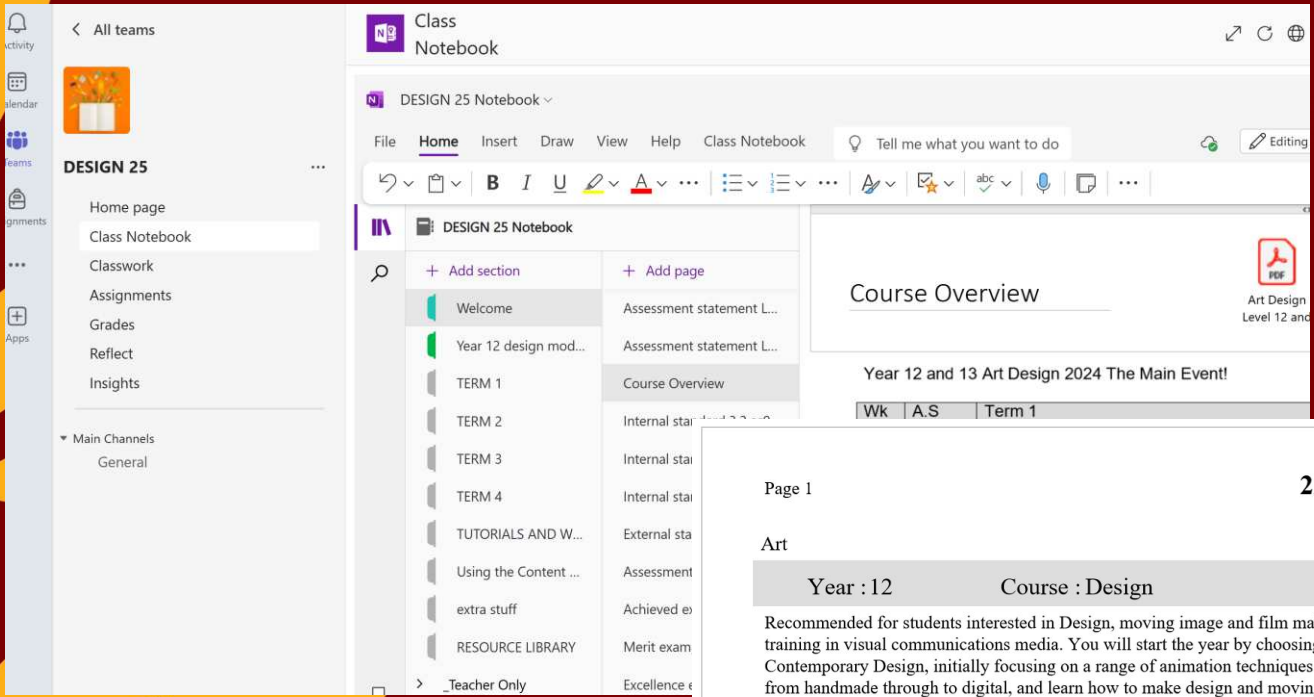
What more can you do to help

Know what is happening

Ask for help – Key staff

Class Teams – tasks, content due dates, assessments

(See next slide)



Page 1

2ADES Assessment Statement 2025

Sat. 1 Feb 2025

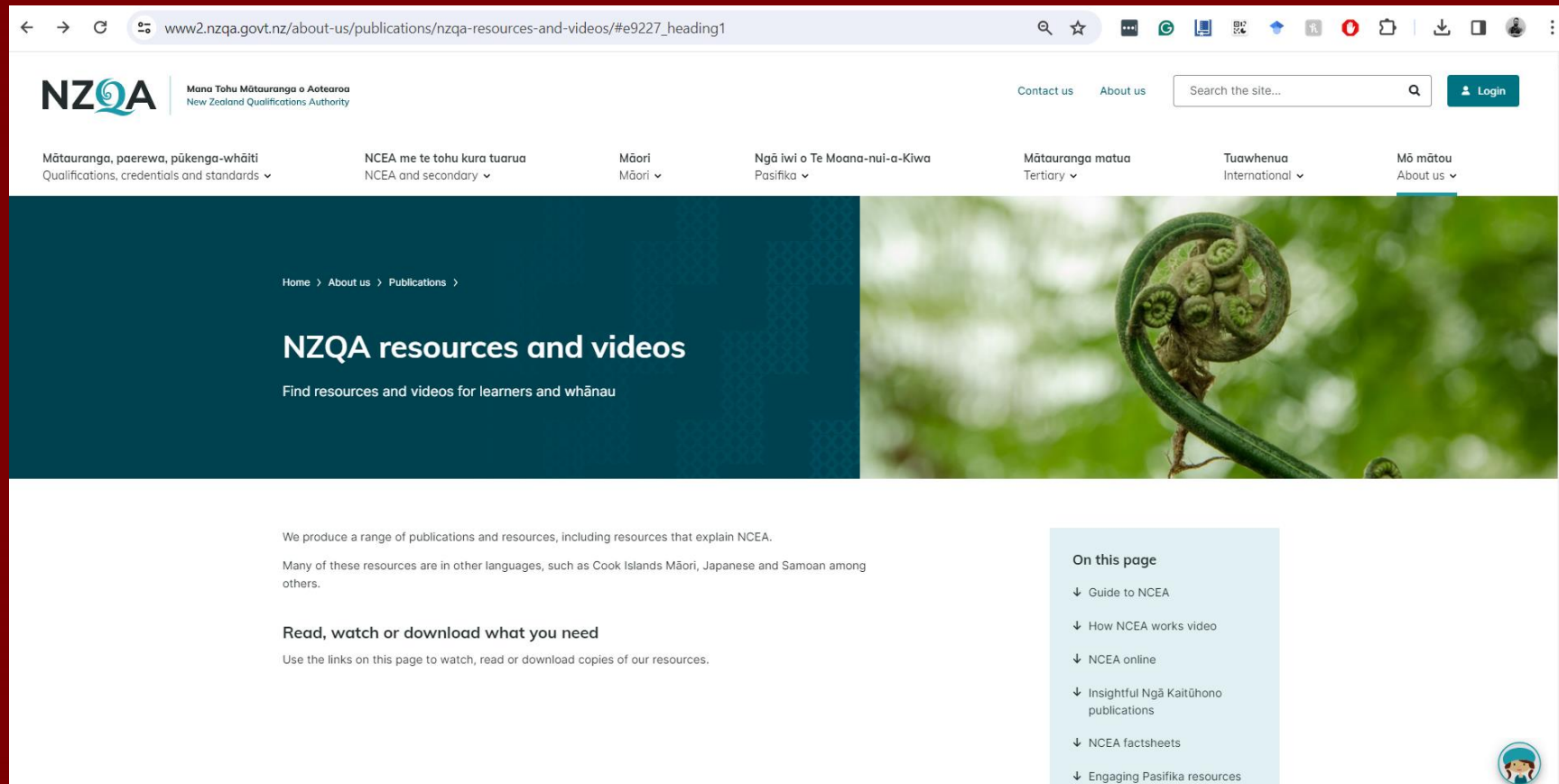
Art

Course is endorsable

Year : 12		Course : Design		Mrs V Moore-Allen		Total Credits : 24			
<p>Recommended for students interested in Design, moving image and film making, computer-based art making and who are keen to develop creative thinking abilities. Also for those interested in careers or further training in visual communications media. You will start the year by choosing a company theme for the year 2050 based on subject matter that excites you. You will study key principles of Moving Image and Contemporary Design, initially focusing on a range of animation techniques and onto the power of promotional design and advertising to create fresh and exciting designs. You will draw using a range of media, from handmade through to digital, and learn how to make design and moving image works focusing on developing new and original concepts.</p>									
No	Standard Number	Version	Level	Credits	Lit / Num	Full Title	Assessment Details	Grade	Teacher Signature
1	91315	2	2	4		Visual Arts 2.3 - Develop ideas in a related series of drawings appropriate to established design practice	2 Opportunities, Topic Start: 31/01/2025, Assessing 25/02/2025 to 7/11/2025, Assessment Due: 7/11/2025		
2	91325	2	2	4		Visual Arts 2.5 - 2.5 - Produce a resolved work	1 Opportunity, Topic Start: 6/10/2025, Assessing 13/10/2025 to 3/11/2025, Assessment Due: 3/11/2025		
3	91310	2	2	4		Visual Arts 2.2 - Use drawing methods to apply knowledge of conventions appropriate to design	2 Opportunities, Topic Start: 31/01/2025, Assessing 25/02/2025 to 7/11/2025, Assessment Due: 7/11/2025		
4	91320	2	2	12		Visual Arts 2.4 - Produce a systematic body of work that shows understanding of art making conventions and ideas within design	External: Digital Submission		

What can you do to help cont.

NZQA website <http://www.nzqa.govt.nz/>



The screenshot shows the NZQA website with the URL www2.nzqa.govt.nz/about-us/publications/nzqa-resources-and-videos/#e9227_heading1. The page features the NZQA logo and navigation links for 'Contact us' and 'About us'. A search bar and a 'Login' button are also present. The main navigation menu includes links for 'Mātauranga, paerewa, pūkenga-whāiti', 'NCEA me te tohu kura tuarua', 'Māori', 'Ngā iwi o Te Moana-nui-a-Kiwa', 'Mātauranga matua', 'Tuawhenua', and 'Mō mātou'. The main content area has a dark blue header with the text 'NZQA resources and videos' and a sub-header 'Find resources and videos for learners and whānau'. Below this, there is a section titled 'We produce a range of publications and resources, including resources that explain NCEA.' followed by a paragraph stating 'Many of these resources are in other languages, such as Cook Islands Māori, Japanese and Samoan among others.' A section titled 'Read, watch or download what you need' includes the text 'Use the links on this page to watch, read or download copies of our resources.' On the right side, there is a 'On this page' section with a list of links: 'Guide to NCEA', 'How NCEA works video', 'NCEA online', 'Insightful Ngā Kaitiāhono publications', 'NCEA factsheets', and 'Engaging Pasifika resources'. A small circular logo is visible in the bottom right corner.

← → ↻ 🔍 ☆ 🗨️ 📧 📄 📱 📺 📶 📡 📢 📣 📤 📥 📦 📧 📨 📩 📪 📫 📬 📭 📮 📯 📰 📱 📲 📳 📴 📵 📶 📷 📸 📹 📺 📻 📼 📽 📾 📿 📠 📡 📢 📣 📤 📥 📦 📧 📨 📩 📪 📫 📬 📭 📮 📯 📰 📱 📲 📳 📴 📵 📶 📷 📸 📹 📺 📻 📼 📽 📾 📿 📠

NZQA Mana Tohu Mātauranga o Aotearoa
New Zealand Qualifications Authority

Contact us About us Search the site... Login

Mātauranga, paerewa, pūkenga-whāiti
Qualifications, credentials and standards ▾

NCEA me te tohu kura tuarua
NCEA and secondary ▾

Māori
Māori ▾

Ngā iwi o Te Moana-nui-a-Kiwa
Pasifika ▾

Mātauranga matua
Tertiary ▾

Tuawhenua
International ▾

Mō mātou
About us ▾

Home > About us > Publications >

NZQA resources and videos

Find resources and videos for learners and whānau

We produce a range of publications and resources, including resources that explain NCEA.

Many of these resources are in other languages, such as Cook Islands Māori, Japanese and Samoan among others.

Read, watch or download what you need

Use the links on this page to watch, read or download copies of our resources.

On this page

- ↓ Guide to NCEA
- ↓ How NCEA works video
- ↓ NCEA online
- ↓ Insightful Ngā Kaitiāhono publications
- ↓ NCEA factsheets
- ↓ Engaging Pasifika resources

A stylized yellow leaf graphic is positioned on the left side of the slide, extending from the bottom left towards the top left. It consists of a central stem with three large, pointed leaves. Each leaf has a small, dark yellow oval cutout near its base.

Questions?

principalsnominee@pukekohehigh.school.nz